



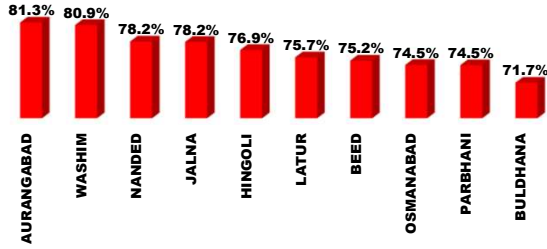
# महाआवास अभियान २०२३-२४

दैनिक प्रगती अहवाल : ०८.१२.२०२३

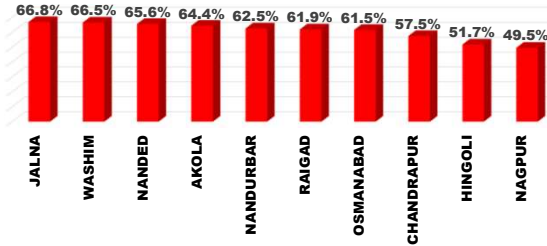
प्रधानमंत्री आवास योजना ग्रामीण – मंजूरी, पूर्ण घरकुले, हप्ते वितरण, भूमिहीन, आर्थिकदृष्ट्या अपूर्ण  
राज्य पुरस्कृत ग्रामीण आवास योजना – मंजूरी, पूर्ण घरकुले, हप्ते वितरण, आर्थिकदृष्ट्या अपूर्ण

योजना	एकूण मंजूरी	दैनिक मंजूरी	एकूण पूर्ण	दैनिक पूर्ण घरकुले	दैनिक पहिला हप्ता वितरित	दैनिक दुसरा हप्ता वितरित	दैनिक तिसरा हप्ता वितरित
प्रधानमंत्री आवास योजना ग्रामीण	१३८०७५८	०	१२००२६६	३८०	०	०	०
राज्य योजना	६४९३९६	१९८५	४६०७२५	४३१	२१५	१०२	७६
एकूण	२०३०१५४	१९८५	१६६०९९१	८११	२१५	१०२	७६

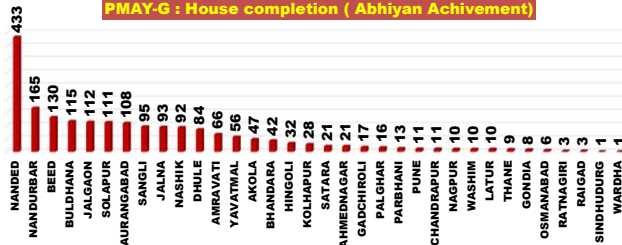
PMAY-G Completion Bottom 10 Dist.



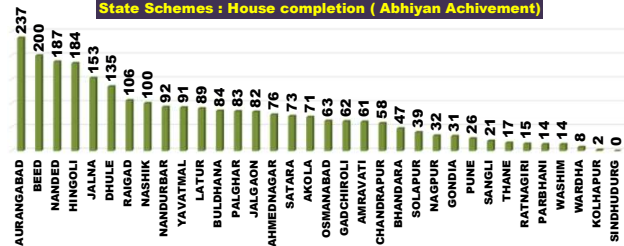
State Schemes Completion Bottom 10 Dist.



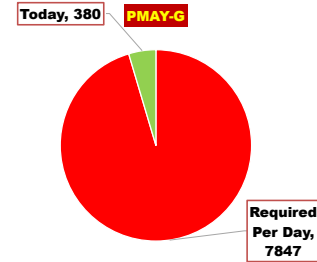
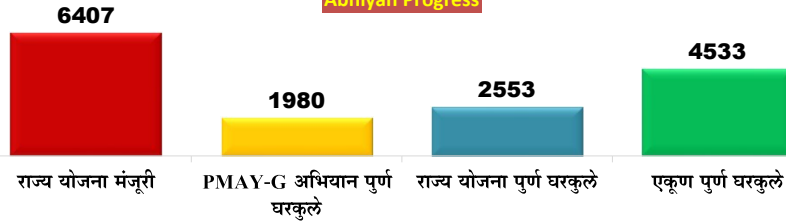
PMAY-G : House completion ( Abhiyan Achievement)



State Schemes : House completion ( Abhiyan Achievement)



Abhiyan Progress



राज्य व्यवस्थापन कक्ष- ग्रामीण गृहनिर्माण


४ था मजला, दक्षिण कक्ष, सिडको भवन, सीबीडी बेलगाव, नवी मुंबई - ४०० ६१४.

प्रधानमंत्री आवास योजना - ग्रामीण : भूमिहीन लाभार्थी अहवाल

Sr. No.	District	Google Sheet Report			AwaasSoft Report			
		Total Landless	Provided land	Remaining	Landless beneficiaries tagged in AwaasSoft	Landless beneficiaries provided land	Remaining Landless	Remaining Tag (provided land)
1	DHULE	18	18	0	21	21	0	-3
2	GADCHIROLI	9	9	0	9	9	0	0
3	GONDIA	2450	2450	0	2452	2324	128	126
4	KOLHAPUR	257	257	0	244	228	16	29
5	NANDURBAR	0	0	0	0	0	0	0
6	PALGHAR	11	11	0	11	11	0	0
7	RAIGAD	6	6	0	6	6	0	0
8	RATNAGIRI	23	23	0	23	23	0	0
9	SINDHUDURG	420	420	0	415	415	0	5
10	THANE	90	81	9	116	60	56	21
11	SATARA	787	770	17	789	708	81	62
12	NANDED	354	322	32	361	263	98	59
13	SANGLI	281	210	71	275	133	142	77
14	BEED	212	125	87	354	66	288	59
15	WARDHA	2070	1918	152	2198	1911	287	7
16	NASHIK	1680	1513	167	1708	1458	250	55
17	PARBHANI	307	63	244	280	77	203	-14
18	PUNE	2056	1681	375	2046	866	1180	815
19	AKOLA	5862	5474	388	5773	5378	395	96
20	BHANDARA	4811	4419	392	4810	4501	309	-82
21	JALGAON	21627	21225	402	22199	20600	1599	625
22	CHANDRAPUR	2375	1946	429	2280	1738	542	208
23	NAGPUR	4354	3877	477	4329	3573	756	304
24	WASHIM	2448	1845	603	2576	1478	1098	367
25	YAVATMAL	2787	2066	721	2849	2032	817	34
26	HINGOLI	1713	796	917	1692	466	1226	330
27	JALNA	1359	406	953	1373	85	1288	321
28	LATUR	2178	1194	984	2126	808	1318	386
29	OSMANABAD	2085	1074	1011	2064	102	1962	972
30	SOLAPUR	5628	4165	1463	4968	3871	1097	294
31	AURANGABAD	3266	1700	1566	3155	1805	1350	-105
32	AHMEDNAGAR	7521	5261	2260	7650	5130	2520	131
33	BULDHANA	15147	9691	5456	15491	9718	5773	-27
34	AMRAVATI	19905	13948	5957	19816	13611	6205	337
	<b>Total</b>	<b>114097</b>	<b>88964</b>	<b>25133</b>	<b>114459</b>	<b>83475</b>	<b>30984</b>	<b>5720</b>

## प्रधानमंत्री आवास योजना ग्रामीण - पूर्ण घरकूले

Sr. No.	Division	Sanction	07.12.2023	08.12.2023	Daily Achivement	Remaining	Completed & verified	Remaining verified
1	<b>AURANGABAD DIV.</b>	<b>233767</b>	<b>180716</b>	<b>180949</b>	<b>233</b>	<b>52818</b>	<b>174109</b>	<b>6840</b>
2	<b>NASHIK DIV.</b>	<b>409828</b>	<b>368624</b>	<b>368708</b>	<b>84</b>	<b>41120</b>	<b>351027</b>	<b>17681</b>
3	<b>PUNE DIV.</b>	<b>116017</b>	<b>100733</b>	<b>100758</b>	<b>25</b>	<b>15259</b>	<b>97562</b>	<b>3196</b>
4	<b>AMRAVATI DIV.</b>	<b>265109</b>	<b>219472</b>	<b>219488</b>	<b>16</b>	<b>45621</b>	<b>212729</b>	<b>6759</b>
5	<b>KONKAN DIV.</b>	<b>69342</b>	<b>66191</b>	<b>66203</b>	<b>12</b>	<b>3139</b>	<b>64777</b>	<b>1426</b>
6	<b>NAGPUR DIV.</b>	<b>286695</b>	<b>264150</b>	<b>264160</b>	<b>10</b>	<b>22535</b>	<b>257105</b>	<b>7055</b>
<b>Total</b>		<b>1380758</b>	<b>1199886</b>	<b>1200266</b>	<b>380</b>	<b>180492</b>	<b>1157309</b>	<b>42957</b>



प्रधानमंत्री आवास योजना ग्रामीण - पूर्ण घरकूले

Sr. No.	District	Sanction	07.12.2023	08.12.2023	Daily Achivement	Remaining	Completed & verified	Remaining verified
1	NANDED	68506	53448	53598	150	14908	52167	1431
2	BEED	34651	26015	26055	40	8596	24748	1307
3	NANDURBAR	118437	108223	108260	37	10177	99097	9163
4	JALGAON	77239	64521	64548	27	12691	62874	1674
5	AURANGABAD	36139	29347	29368	21	6771	28005	1363
6	SOLAPUR	44928	38085	38106	21	6822	37026	1080
7	DHULE	64625	57849	57863	14	6762	54621	3242
8	HINGOLI	17896	13749	13759	10	4137	13396	363
9	JALNA	23958	18722	18730	8	5228	17987	743
10	PALGHAR	35172	33522	33530	8	1642	32757	773
11	BHANDARA	63543	57462	57469	7	6074	55281	2188
12	BULDHANA	44344	31773	31780	7	12564	30508	1272
13	AKOLA	46681	41369	41374	5	5307	40680	694
14	AHMEDNAGAR	60251	54878	54882	4	5369	54154	728
15	THANE	9569	8971	8975	4	594	8704	271
16	SANGLI	20650	17997	18000	3	2650	17434	566
17	WASHIM	18983	15349	15352	3	3631	14909	443
18	LATUR	20160	15263	15265	2	4895	14940	325
19	NAGPUR	36087	32614	32616	2	3471	31630	986
20	NASHIK	89276	83153	83155	2	6121	80281	2874
21	OSMANABAD	13738	10233	10235	2	3503	9307	928
22	AMRAVATI	91907	77136	77137	1	14770	75436	1701
23	CHANDRAPUR	42093	37193	37194	1	4899	36365	829
24	PUNE	19136	16121	16122	1	3014	15143	979
25	GADCHIROLI	31605	28883	28883	0	2722	26812	2071
26	GONDIA	95715	91988	91988	0	3727	91440	548
27	KOLHAPUR	16956	14952	14952	0	2004	14715	237
28	PARBHANI	18719	13939	13939	0	4780	13559	380
29	RAIGAD	9777	9355	9355	0	422	9181	174
30	RATNAGIRI	9758	9413	9413	0	345	9253	160
31	SATARA	14347	13578	13578	0	769	13244	334
32	SINDHUDURG	5066	4930	4930	0	136	4882	48
33	WARDHA	17652	16010	16010	0	1642	15577	433
34	YAVATMAL	63194	53845	53845	0	9349	51196	2649
Total		1380758	1199886	1200266	380	180492	1157309	42957

राज्यपुरस्कृत आवास योजना ग्रामीण - मंजूरी

Sr. No.	Division	Target	07.12.2023	08.12.2023	Daily Achivement	Sanction %	Remaining	Sanction State Rank
1	NAGPUR DIV.	164085	119289	120687	1398	73.6%	43398	3
2	NASHIK DIV.	207181	128091	128375	284	62.0%	78806	5
3	AURANGABAD DIV.	273260	184313	184508	195	67.5%	88752	6
4	AMRAVATI DIV.	157836	111632	111720	88	70.8%	46116	4
5	PUNE DIV.	79408	68047	68061	14	85.7%	11347	2
6	KONKAN DIV.	44680	36039	36045	6	80.7%	8635	1
<b>Total</b>		<b>926450</b>	<b>647411</b>	<b>649396</b>	<b>1985</b>	<b>70.1%</b>	<b>277054</b>	

Sr. No.	District	Target	07.12.2023	08.12.2023	Daily Achivement	Sanction %	Remaining	Sanction State Rank
1	GONDIA	18712	14230	14876	646	79.5%	3836	11
2	WARDHA	14707	13699	14097	398	95.9%	610	4
3	NAGPUR	33291	19832	20085	253	60.3%	13206	29
4	AHMEDNAGAR	39938	35721	35917	196	89.9%	4021	12
5	NANDED	34410	22411	22546	135	65.5%	11864	27
6	CHANDRAPUR	54555	37558	37657	99	69.0%	16898	31
7	JALGAON	34417	27291	27379	88	79.6%	7038	19
8	BULDHANA	28967	20996	21080	84	72.8%	7887	20
9	OSMANABAD	24177	18958	18996	38	78.6%	5181	17
10	PARBHANI	29060	18987	19009	22	65.4%	10051	22
11	SOLAPUR	23578	18491	18505	14	78.5%	5073	16
12	RAIGAD	10569	9225	9231	6	87.3%	1338	6
13	AKOLA	34781	23512	23516	4	67.6%	11265	25
14	GADCHIROLI	20609	16330	16332	2	79.2%	4277	13
15	AMRAVATI	36242	23211	23211	0	64.0%	13031	28
16	AURANGABAD	36954	25650	25650	0	69.4%	11304	26
17	BEED	33057	26188	26188	0	79.2%	6869	18
18	BHANDARA	22211	17640	17640	0	79.4%	4571	15
19	DHULE	31476	20329	20329	0	64.6%	11147	24
20	HINGOLI	38798	23946	23946	0	61.7%	14852	30
21	JALNA	41057	21287	21287	0	51.8%	19770	32
22	KOLHAPUR	16830	14982	14982	0	89.0%	1848	7
23	LATUR	35747	26886	26886	0	75.2%	8861	21
24	NANDURBAR	51420	18474	18474	0	35.9%	32946	34
25	NASHIK	49930	26276	26276	0	52.6%	23654	33
26	PALGHAR	16073	11748	11748	0	73.1%	4325	14
27	PUNE	17336	13960	13960	0	80.5%	3376	10
28	RATNAGIRI	7197	6727	6727	0	93.5%	470	3
29	SANGLI	10132	9082	9082	0	89.6%	1050	5
30	SATARA	11532	11532	11532	0	100.0%	0	1
31	SINDHUDURG	2267	2110	2110	0	93.1%	157	2
32	THANE	8574	6229	6229	0	72.6%	2345	8
33	WASHIM	15866	12900	12900	0	81.3%	2966	9
34	YAVATMAL	41980	31013	31013	0	73.9%	10967	23
<b>Total</b>		<b>926450</b>	<b>647411</b>	<b>649396</b>	<b>1985</b>	<b>70.1%</b>	<b>277054</b>	

राज्यपुरस्कृत आवास योजना ग्रामीण - प्रलंबीत मंजूरी

Sr. No.	Division	रमाई आवास योजना	शबरी आवास योजना	आदीम आवास योजना	पारधी आवास योजना	य.च.मु.व योजना	पुण्यश्लोक अहिल्यादेवी होळकर धरकूल योजना	एकूण
1	KONKAN DIV.	1433	7152	25	3	22	0	8635
2	PUNE DIV.	8419	2789	4	55	20	60	11347
3	NAGPUR DIV.	23459	18626	82	2	1213	16	43398
4	AMRAVATI DIV.	27178	18158	117	9	645	9	46116
5	NASHIK DIV.	19684	59008	61	18	10	25	78806
6	AURANGABAD DIV.	59832	25657	238	26	2137	862	88752
	<b>Total</b>	<b>140005</b>	<b>131390</b>	<b>527</b>	<b>113</b>	<b>4047</b>	<b>972</b>	<b>277054</b>

Sr. No.	District	रमाई आवास योजना	शबरी आवास योजना	आदीम आवास योजना	पारधी आवास योजना	य.च.मु.व योजना	पुण्यश्लोक अहिल्यादेवी होळकर धरकूल योजना	एकूण
1	SATARA	0	0	0	0	0	0	0
2	SINDHUDURG	127	14	16	0	0	0	157
3	RATNAGIRI	363	84	0	1	22	0	470
4	WARDHA	179	429	2	0	0	0	610
5	SANGLI	1008	30	0	12	0	0	1050
6	RAIGAD	523	813	0	2	0	0	1338
7	KOLHAPUR	1753	35	0	0	0	60	1848
8	THANE	321	2018	6	0	0	0	2345
9	WASHIM	2019	945	0	0	0	2	2966
10	PUNE	854	2484	4	14	20	0	3376
11	GONDIA	2897	924	0	0	0	15	3836
12	AHMEDNAGAR	1633	2388	0	0	0	0	4021
13	GADCHIROLI	1075	3176	26	0	0	0	4277
14	PALGHAR	99	4223	3	0	0	0	4325
15	BHANDARA	3064	1444	0	0	62	1	4571
16	SOLAPUR	4804	240	0	29	0	0	5073
17	OSMANABAD	3551	180	0	0	1450	0	5181
18	BEED	5565	1298	0	6	0	0	6869
19	JALGAON	2832	4179	0	2	0	25	7038
20	BULDHANA	5765	2115	0	0	0	7	7887
21	LATUR	7086	932	0	4	6	833	8861
22	PARBHANI	7687	2144	0	0	196	24	10051
23	YAVATMAL	5756	4563	117	1	530	0	10967
24	DHULE	3859	7278	0	0	10	0	11147
25	AKOLA	8715	2549	0	1	0	0	11265
26	AURANGABAD	7186	4112	0	6	0	0	11304
27	NANDED	5015	6603	238	8	0	0	11864
28	AMRAVATI	4923	7986	0	7	115	0	13031
29	NAGPUR	11056	2146	0	0	4	0	13206
30	HINGOLI	6781	8071	0	0	0	0	14852
31	CHANDRAPUR	5188	10507	54	2	1147	0	16898
32	JALNA	16961	2317	0	2	485	5	19770
33	NASHIK	10405	13182	61	6	0	0	23654
34	NANDURBAR	955	31981	0	10	0	0	32946
	<b>Total</b>	<b>140005</b>	<b>131390</b>	<b>527</b>	<b>113</b>	<b>4047</b>	<b>972</b>	<b>277054</b>

राज्यपुरस्कृत आवास योजना ग्रामीण - पूर्ण घरकूले

Sr. No.	Division	Sanction	07.12.2023	08.12.2023	Daily Achivement	Completion %	Remaining	To be Completed in Per Day till 31.03.24
1	AURANGABAD DIV.	184508	126420	126652	232	68.6%	57856	508
2	NASHIK DIV.	128375	96363	96452	89	75.1%	31923	280
3	KONKAN DIV.	36045	27316	27365	49	75.9%	8680	76
4	AMRAVATI DIV.	111720	76917	76955	38	68.9%	34765	305
5	PUNE DIV.	68061	55080	55096	16	81.0%	12965	114
6	NAGPUR DIV.	120687	78198	78205	7	64.8%	42482	373
<b>Total</b>		<b>649396</b>	<b>460294</b>	<b>460725</b>	<b>431</b>	<b>70.9%</b>	<b>188671</b>	<b>1655</b>

Sr. No.	District	Sanction	07.12.2023	08.12.2023	Daily Achivement	Completion %	Remaining	To be Completed in Per Day till 31.03.24
1	NANDED	22546	14712	14783	71	65.6%	7763	68
2	BEED	26188	18532	18601	69	71.0%	7587	67
3	AURANGABAD	25650	18562	18601	39	72.5%	7049	62
4	OSMANABAD	18996	11659	11687	28	61.5%	7309	64
5	JALGAON	27379	19539	19565	26	71.5%	7814	69
6	RAIGAD	9231	5686	5711	25	61.9%	3520	31
7	DHULE	20329	14742	14761	19	72.6%	5568	49
8	NANDURBAR	18474	11535	11554	19	62.5%	6920	61
9	AKOLA	23516	15122	15138	16	64.4%	8378	73
10	AHMEDNAGAR	35917	30606	30619	13	85.2%	5298	46
11	JALNA	21287	14211	14224	13	66.8%	7063	62
12	NASHIK	26276	19941	19953	12	75.9%	6323	55
13	THANE	6229	4351	4363	12	70.0%	1866	16
14	BULDHANA	21080	15794	15805	11	75.0%	5275	46
15	PALGHAR	11748	8922	8932	10	76.0%	2816	25
16	AMRAVATI	23211	16433	16441	8	70.8%	6770	59
17	SATARA	11532	10098	10106	8	87.6%	1426	13
18	PUNE	13960	10660	10667	7	76.4%	3293	29
19	HINGOLI	23946	12384	12388	4	51.7%	11558	101
20	LATUR	26886	21586	21590	4	80.3%	5296	46
21	PARBHANI	19009	14774	14778	4	77.7%	4231	37
22	GADCHIROLI	16332	12279	12282	3	75.2%	4050	36
23	BHANDARA	17640	13193	13195	2	74.8%	4445	39
24	CHANDRAPUR	37657	21636	21638	2	57.5%	16019	141
25	RATNAGIRI	6727	6327	6329	2	94.1%	398	3
26	YAVATMAL	31013	20990	20992	2	67.7%	10021	88
27	SOLAPUR	18505	15798	15799	1	85.4%	2706	24
28	WASHIM	12900	8578	8579	1	66.5%	4321	38
29	GONDIA	14876	11390	11390	0	76.6%	3486	31
30	KOLHAPUR	14982	11132	11132	0	74.3%	3850	34
31	NAGPUR	20085	9952	9952	0	49.5%	10133	89
32	SANGLI	9082	7392	7392	0	81.4%	1690	15
33	SINDHUDURG	2110	2030	2030	0	96.2%	80	1
34	WARDHA	14097	9748	9748	0	69.1%	4349	38
<b>Total</b>		<b>649396</b>	<b>460294</b>	<b>460725</b>	<b>431</b>	<b>70.9%</b>	<b>188671</b>	<b>1655</b>



राज्य योजना अपूर्ण घरकुले

Sr. No.	Division	रमाई आवास योजना	शबरी आवास योजना	आदीम आवास योजना	पारधी आवास योजना	व.च.मु.व योजना	पुण्यश्लोक अहिल्यादेवी होळकर घरकुल योजना	एकूण
1	KONKAN DIV.	936	7375	355	0	2	12	8680
2	PUNE DIV.	10692	1663	56	54	51	449	12965
3	NASHIK DIV.	12208	19282	25	107	135	166	31923
4	AMRAVATI DIV.	18932	11723	2049	183	1765	113	34765
5	NAGPUR DIV.	13779	22773	739	21	5149	21	42482
6	AURANGABAD DIV.	45585	9592	42	60	2261	316	57856
	<b>Total</b>	<b>102132</b>	<b>72408</b>	<b>3266</b>	<b>425</b>	<b>9363</b>	<b>1077</b>	<b>188671</b>

Sr. No.	District	रमाई आवास योजना	शबरी आवास योजना	आदीम आवास योजना	पारधी आवास योजना	व.च.मु.व योजना	पुण्यश्लोक अहिल्यादेवी होळकर घरकुल योजना	एकूण
1	SINDHUDURG	80	0	0	0	0	0	80
2	RATNAGIRI	377	15	4	0	2	0	398
3	SATARA	1378	25	0	0	23	0	1426
4	SANGLI	1680	7	0	3	0	0	1690
5	THANE	224	1490	152	0	0	0	1866
6	SOLAPUR	2622	66	0	7	11	0	2706
7	PALGHAR	62	2673	81	0	0	0	2816
8	PUNE	1640	1553	56	44	0	0	3293
9	GONDIA	1552	1934	0	0	0	0	3486
10	RAIGAD	193	3197	118	0	0	12	3520
11	KOLHAPUR	3372	12	0	0	17	449	3850
12	GADCHIROLI	1204	2587	259	0	0	0	4050
13	PARBHANI	2722	1047	0	0	236	226	4231
14	WASHIM	3148	1134	0	2	0	37	4321
15	WARDHA	1786	2320	242	1	0	0	4349
16	BHANDARA	2209	1042	0	0	1173	21	4445
17	BULDHANA	4101	1081	0	17	0	76	5275
18	LATUR	5121	114	0	0	61	0	5296
19	AHMEDNAGAR	3410	1853	0	15	20	0	5298
20	DHULE	1966	3475	0	12	115	0	5568
21	NASHIK	2273	3999	25	26	0	0	6323
22	AMRAVATI	3268	3320	0	28	154	0	6770
23	NANDURBAR	841	6079	0	0	0	0	6920
24	AURANGABAD	5874	1169	0	6	0	0	7049
25	JALNA	5082	167	0	5	1719	90	7063
26	OSMANABAD	6868	155	0	41	245	0	7309
27	BEED	7188	391	0	8	0	0	7587
28	NANDED	7324	397	42	0	0	0	7763
29	JALGAON	3718	3876	0	54	0	166	7814
30	AKOLA	6362	1990	0	26	0	0	8378
31	YAVATMAL	2053	4198	2049	110	1611	0	10021
32	NAGPUR	1787	8335	0	6	5	0	10133
33	HINGOLI	5406	6152	0	0	0	0	11558
34	CHANDRAPUR	5241	6555	238	14	3971	0	16019
	<b>Total</b>	<b>102132</b>	<b>72408</b>	<b>3266</b>	<b>425</b>	<b>9363</b>	<b>1077</b>	<b>188671</b>



प्रधानमंत्री आवास योजना ग्रामीण - हप्ते वितरण

Sr. No.	Division	1st Installment (Daily Achivement)	1st Installment Remaining	2nd Installment (Daily Achivement)	2nd Installment Remaining	3rd Installment (Daily Achivement)	3rd Installment Remaining
1	NASHIK DIV.	0	3837	0	29683	0	16989
2	AMRAVATI DIV.	0	15177	0	24397	0	10333
3	AURANGABAD DIV.	0	9867	0	38061	0	18850
4	NAGPUR DIV.	0	2589	0	16633	0	7146
5	KONKAN DIV.	0	119	0	2345	0	1699
6	PUNE DIV.	0	1746	0	11281	0	4534
	<b>Total</b>	<b>0</b>	<b>33335</b>	<b>0</b>	<b>122400</b>	<b>0</b>	<b>59551</b>

Sr. No.	District	1st Installment (Daily Achivement)	1st Installment Remaining	2nd Installment (Daily Achivement)	2nd Installment Remaining	3rd Installment (Daily Achivement)	3rd Installment Remaining
1	AKOLA	0	505	0	4100	0	1519
2	AMRAVATI	0	6339	0	7337	0	2180
3	AURANGABAD	0	1720	0	4016	0	1762
4	BEED	0	1087	0	5727	0	3565
5	BHANDARA	0	414	0	4554	0	1127
6	BULDHANA	0	6596	0	4268	0	2284
7	CHANDRAPUR	0	443	0	3560	0	1413
8	DHULE	0	157	0	5077	0	2971
9	GADCHIROLI	0	189	0	1905	0	1551
10	GONDIA	0	591	0	2789	0	1665
11	HINGOLI	0	1469	0	2295	0	1053
12	JALGAON	0	690	0	10593	0	3147
13	JALNA	0	1372	0	2728	0	2026
14	KOLHAPUR	0	142	0	1641	0	585
15	LATUR	0	1644	0	2876	0	1320
16	NAGPUR	0	715	0	2616	0	860
17	NANDED	0	985	0	14399	0	4971
18	NANDURBAR	0	286	0	6623	0	6504
19	NASHIK	0	352	0	4577	0	2647
20	OSMANABAD	0	1312	0	2271	0	2358
21	PALGHAR	0	23	0	1263	0	884
22	PARBHANI	0	278	0	3749	0	1795
23	PUNE	0	622	0	2025	0	772
24	RATNAGIRI	0	48	0	210	0	192
25	SANGLI	0	74	0	1984	0	878
26	SOLAPUR	0	874	0	5126	0	1934
27	WARDHA	0	237	0	1209	0	530
28	WASHIM	0	886	0	2333	0	1395
29	YAVATMAL	0	851	0	6359	0	2955
30	RAIGAD	-1	10	0	378	0	280
31	THANE	-1	35	0	385	0	251
32	SINDHUDURG	-3	3	0	109	0	92
33	SATARA	-4	34	0	505	0	365
34	AHMEDNAGAR	-29	2352	-1	2813	-1	1720
	<b>Total</b>	<b>0</b>	<b>33335</b>	<b>0</b>	<b>122400</b>	<b>0</b>	<b>59551</b>

राज्यपुरस्कृत आवास योजना ग्रामीण - हप्ते वितरण

Sr. No.	Division	1st Installment (Daily Achievement)	1st Installment Remaining	2nd Installment (Daily Achievement)	2nd Installment Remaining	3rd Installment (Daily Achievement)	3rd Installment Remaining
1	AMRAVATI DIV.	141	5529	27	19335	10	5224
2	NASHIK DIV.	56	7775	16	12618	14	5990
3	KONKAN DIV.	2	991	22	4963	19	1361
4	NAGPUR DIV.	14	10363	7	23937	10	4309
5	PUNE DIV.	1	3640	15	5553	13	1857
6	AURANGABAD DIV.	1	10620	15	30663	10	11914
	<b>Total</b>	<b>215</b>	<b>38918</b>	<b>102</b>	<b>97069</b>	<b>76</b>	<b>30655</b>

Sr. No.	District	1st Installment (Daily Achievement)	1st Installment Remaining	2nd Installment (Daily Achievement)	2nd Installment Remaining	3rd Installment (Daily Achievement)	3rd Installment Remaining
1	AKOLA	130	1893	16	5064	1	1103
2	NANDURBAR	46	3051	0	1845	0	790
3	PALGHAR	0	37	15	1485	15	598
4	GADCHIROLI	13	330	3	1888	4	977
5	AURANGABAD	0	1423	11	2844	8	1394
6	NASHIK	0	1492	12	2599	6	1013
7	YAVATMAL	4	745	5	6208	5	1564
8	JALGAON	10	1803	2	3385	1	1468
9	RAIGAD	2	471	6	2240	4	510
10	SATARA	0	50	4	632	7	408
11	BHANDARA	1	823	3	2332	6	387
12	SOLAPUR	1	531	5	1223	4	525
13	AHMEDNAGAR	-5	1267	2	2434	7	1201
14	WASHIM	7	1409	2	2176	0	611
15	KOLHAPUR	0	1820	6	1609	2	233
16	BULDHANA	0	466	2	2139	4	928
17	LATUR	0	772	1	2515	2	1374
18	NANDED	0	1859	3	5011	0	1422
19	AMRAVATI	0	1016	2	3748	0	1018
20	CHANDRAPUR	0	2344	1	11203	0	1655
21	HINGOLI	1	2184	0	6744	0	1724
22	RATNAGIRI	0	60	1	123	0	69
23	BEED	0	977	0	3277	0	2364
24	DHULE	0	162	0	2355	0	1518
25	GONDIA	0	1352	0	1184	0	499
26	JALNA	0	1163	0	3323	0	1510
27	NAGPUR	0	4053	0	5044	0	510
28	OSMANABAD	0	1587	0	4333	0	1186
29	PARBHANI	0	655	0	2616	0	940
30	PUNE	0	540	0	1535	0	464
31	SANGLI	0	699	0	554	0	227
32	SINDHUDURG	0	2	0	51	0	14
33	THANE	0	421	0	1064	0	170
34	WARDHA	0	1461	0	2286	0	281
	<b>Total</b>	<b>215</b>	<b>38918</b>	<b>102</b>	<b>97069</b>	<b>76</b>	<b>30655</b>

राज्य योजना: पहिला हप्ता प्रलंबीत

Sr. No.	Division	रमाई आवास योजना	शबरी आवास योजना	आदीम आवास योजना	पारधी आवास योजना	य.च.मु.व योजना	पुण्यश्लोक अहिल्यादेवी होळकर धरकुल योजना	एकूण
1	KONKAN DIV.	120	848	23	0	0	0	991
2	PUNE DIV.	3062	393	7	15	8	155	3640
3	NASHIK DIV.	2142	5578	0	5	20	30	7775
4	AMRAVATI DIV.	3571	1347	132	18	426	35	5529
5	NAGPUR DIV.	4156	5384	63	2	758	0	10363
6	AURANGABAD DIV.	7835	2015	13	21	588	148	10620
	<b>Total</b>	<b>20886</b>	<b>15565</b>	<b>238</b>	<b>61</b>	<b>1800</b>	<b>368</b>	<b>38918</b>

Sr. No.	District	रमाई आवास योजना	शबरी आवास योजना	आदीम आवास योजना	पारधी आवास योजना	य.च.मु.व योजना	पुण्यश्लोक अहिल्यादेवी होळकर धरकुल योजना	एकूण
1	SINDHUDURG	2	0	0	0	0	0	2
2	PALGHAR	2	32	3	0	0	0	37
3	SATARA	47	2	0	0	1	0	50
4	RATNAGIRI	59	1	0	0	0	0	60
5	DHULE	40	103	0	0	19	0	162
6	GADCHIROLI	138	175	17	0	0	0	330
7	THANE	22	387	12	0	0	0	421
8	BULDHANA	229	237	0	0	0	0	466
9	RAIGAD	35	428	8	0	0	0	471
10	SOLAPUR	518	7	0	1	5	0	531
11	PUNE	140	379	7	14	0	0	540
12	PARBHANI	157	229	0	0	122	147	655
13	SANGLI	695	4	0	0	0	0	699
14	YAVATMAL	4	234	132	14	361	0	745
15	LATUR	721	16	0	0	35	0	772
16	BHANDARA	666	77	0	0	80	0	823
17	BEED	855	116	0	6	0	0	977
18	AMRAVATI	568	380	0	3	65	0	1016
19	JALNA	729	114	0	1	318	1	1163
20	AHMEDNAGAR	1148	116	0	2	1	0	1267
21	GONDIA	521	831	0	0	0	0	1352
22	WASHIM	1066	308	0	0	0	35	1409
23	AURANGABAD	1110	310	0	3	0	0	1423
24	WARDHA	585	841	35	0	0	0	1461
25	NASHIK	77	1415	0	0	0	0	1492
26	OSMANABAD	1441	22	0	11	113	0	1587
27	JALGAON	873	897	0	3	0	30	1803
28	KOLHAPUR	1662	1	0	0	2	155	1820
29	NANDED	1761	85	13	0	0	0	1859
30	AKOLA	1704	188	0	1	0	0	1893
31	HINGOLI	1061	1123	0	0	0	0	2184
32	CHANDRAPUR	1142	512	11	1	678	0	2344
33	NANDURBAR	4	3047	0	0	0	0	3051
34	NAGPUR	1104	2948	0	1	0	0	4053
	<b>Total</b>	<b>20886</b>	<b>15565</b>	<b>238</b>	<b>61</b>	<b>1800</b>	<b>368</b>	<b>38918</b>

## मोदी आवास घरकुल योजना

Sr. N	District Name	Target	Registered	Sanction	Remaining Sanction	1St Installment	Remaining 1St Installment
1	AHMEDNAGAR	4356	4188	3658	698	0	3658
2	WASHIM	12455	8202	719	11736	0	719
3	SATARA	1777	842	443	1334	0	443
4	RATNAGIRI	6356	533	112	6244	0	112
5	NANDED	23598	111	95	23503	0	95
6	PUNE	1521	421	12	1509	0	12
7	AKOLA	7353	1729	0	7353	0	0
8	AMRAVATI	14178	42	0	14178	0	0
9	AURANGABAD	5812	0	0	5812	0	0
10	BEED	16041	40	0	16041	0	0
11	BHANDARA	11033	0	0	11033	0	0
12	BULDHANA	17055	61	0	17055	0	0
13	CHANDRAPUR	10874	915	0	10874	0	0
14	DHULE	9709	0	0	9709	0	0
15	GADCHIROLI	6548	215	0	6548	0	0
16	GONDIA	14429	7096	0	14429	0	0
17	HINGOLI	3354	0	0	3354	0	0
18	JALGAON	29531	2895	0	29531	0	0
19	JALNA	8496	0	0	8496	0	0
20	KOLHAPUR	2031	0	0	2031	0	0
21	LATUR	6318	3	0	6318	0	0
22	NAGPUR	6747	279	0	6747	0	0
23	NANDURBAR	2876	0	0	2876	0	0
24	NASHIK	6981	0	0	6981	0	0
25	OSMANABAD	2274	89	0	2274	0	0
26	PALGHAR	458	0	0	458	0	0
27	PARBHANI	13596	10	0	13596	0	0
28	RAIGAD	2456	89	0	2456	0	0
29	SANGLI	1958	284	0	1958	0	0
30	SINDHUDURG	1308	762	0	1308	0	0
31	SOLAPUR	11019	264	0	11019	0	0
32	THANE	2538	0	0	2538	0	0
33	WARDHA	4965	0	0	4965	0	0
34	YAVATMAL	29999	464	0	29999	0	0
	<b>Grand Total</b>	<b>300000</b>	<b>29534</b>	<b>5039</b>	<b>294961</b>	<b>0</b>	<b>5039</b>